

UPM 2/5 universalpump

Artikelnr Beteckning

111775 UPM 2/5:1,1/1x230/G32

Installation

Vikt 16,4 kg

Anslutning G32 inv

Övrigt

Max Tryck 81 mVp

Max Flöde 80,0 l/min

Elektrisk Data

Effekt 1,10 kW

Märkström 7,6 A

Spänning 1x230



PEDROLLO 5" UP

universalpumpar är speciellt utformade för installation i en grävd brunn eller bassäng. Vattnet tvingas förbi motorn för att kyla, vilket gör det möjligt att installera i en större brunn eller tank. Pumpen suger vattnet in i pumphuset och cirkulerar vattnet runt motorn för att uppnå motorns kylningskrav. Vertikal och horisontell installation är möjlig.

UP pumpserien tillverkas med pumphjul i noryl, och övriga vätskeberörda delar i rostfritt stål för förbättrad driftsäkerhet och ökad prestanda.

Dubbla mekaniska tätningar i oljebad för ökad livslängd och driftsäkerhet.

Snabbfakta:

- Pump- och motorhus av rostfritt stål
- Pumphjul av norylplast
- Installeras vertikalt eller horisontellt
- Utmärkt för grävda brunnar/bassäng
- Dubbla mekaniska tätningar

CHARACTERISTIC CURVES AND PERFORMANCE DATA

50 Hz n= 2900 min⁻¹



| MODEL | | POWER (P ₂) | | Q m ³ /h l/min | 0 | 0.6 | 1.2 | 2.4 | 3.6 | 4.8 | 6.0 | 7.2 | 8.4 | 9.6 | 10.8 |
|--------------|-------------|-------------------------|------|---------------------------------|----|-----|------|------|------|------|------|------|------|-----|------|
| Single-phase | Three-phase | kW | HP | | 0 | 10 | 20 | 40 | 60 | 80 | 100 | 120 | 140 | 160 | 180 |
| UPm 2/2(-GE) | UP 2/2 | 0.37 | 0.5 | H metres | 33 | 32 | 31 | 28 | 23.5 | 17 | | | | | |
| UPm 2/3(-GE) | UP 2/3 | 0.55 | 0.75 | | 48 | 46 | 44.5 | 40.5 | 33.5 | 23 | | | | | |
| UPm 2/4(-GE) | UP 2/4 | 0.75 | 1 | | 63 | 61 | 59 | 54 | 45 | 31 | | | | | |
| UPm 2/5(-GE) | UP 2/5 | 1.1 | 1.5 | | 81 | 79 | 75.5 | 68.5 | 57.5 | 40 | | | | | |
| UPm 2/6(-GE) | UP 2/6 | 1.5 | 2 | | 95 | 93 | 90 | 82 | 68.5 | 48 | | | | | |
| UPm 4/3(-GE) | UP 4/3 | 0.55 | 0.75 | | 40 | - | 39 | 37 | 33 | 28 | 20.5 | 12 | | | |
| UPm 4/4(-GE) | UP 4/4 | 0.75 | 1 | | 53 | - | 52 | 49 | 44 | 37 | 27.5 | 16 | | | |
| UPm 4/5(-GE) | UP 4/5 | 1.1 | 1.5 | | 67 | - | 65 | 61.5 | 55 | 46.5 | 34 | 20 | | | |
| UPm 4/6(-GE) | UP 4/6 | 1.5 | 2 | | 80 | - | 78 | 74 | 66 | 56 | 41 | 24 | | | |
| UPm 8/3(-GE) | UP 8/3 | 1.1 | 1.5 | | 40 | - | - | 39 | 37.5 | 35.2 | 32 | 27.8 | 22.2 | 16 | 9 |
| UPm 8/4(-GE) | UP 8/4 | 1.5 | 2 | 52 | - | - | 51 | 49.2 | 46.5 | 42 | 36.5 | 29.5 | 21.2 | 12 | |

Q = Flow rate H = Total manometric head

Tolerance of characteristic curves in compliance with EN ISO 9906 Grade 3B.

-GE = Single-phase pumps with float switch

POS. COMPONENT CONSTRUCTION CHARACTERISTICS

| | | |
|---|---|--|
| 1 | EXTERNAL SLEEVE | Stainless steel AISI 304 complete with threaded delivery port in compliance with ISO 228/1 |
| 2 | MOTOR SLEEVE | Stainless steel AISI 304 |
| 3 | IMPELLERS AND DIFFUSERS | Noryl FE1520PW |
| 4 | DIAPHRAGMS | Stainless steel AISI 304 |
| 5 | MOTOR SHAFT | Stainless steel AISI 431 |
| 6 | TWO MECHANICAL SEALS SEPARATED BY AN OIL CHAMBER | |

| Seal Model | Shaft Diameter | Position | Materials | | |
|------------|----------------|------------|-----------------|-----------------|-----------|
| | | | Stationary ring | Rotational ring | Elastomer |
| STA-17 | Ø 17 mm | Motor side | Ceramic | Graphite | NBR |
| ST1-16 | Ø 16 mm | Pump side | Silicon carbide | Graphite | NBR |

| | | |
|---|-----------------|-------------------------------|
| 7 | BEARINGS | 6303 2RS - C3 / 6203 ZZ - C3E |
|---|-----------------|-------------------------------|

| | | |
|---------------------|-------------------------|----------------|
| 8 | CAPACITOR | |
| Pump | Capacitance | |
| <i>Single-phase</i> | <i>(230 V or 240 V)</i> | <i>(110 V)</i> |
| UPm 2/2(-GE) | | |
| UPm 2/3(-GE) | 16 µF - 500 VL | 30 µF - 250 VL |
| UPm 4/3(-GE) | | |
| UPm 2/4(-GE) | 20 µF - 450 VL | - |
| UPm 4/4(-GE) | | |
| UPm 2/5(-GE) | | |
| UPm 4/5(-GE) | 25 µF - 450 VL | - |
| UPm 8/3(-GE) | | |
| UPm 2/6(-GE) | | |
| UPm 4/6(-GE) | 35 µF - 450 VL | - |
| UPm 8/4(-GE) | | |

9 ELECTRIC MOTOR

UPm: single-phase 230 V - 50 Hz with thermal overload protector incorporated into the winding.

UP: three-phase 400 V - 50 Hz.

- Insulation: class F
- Protection: IP X8

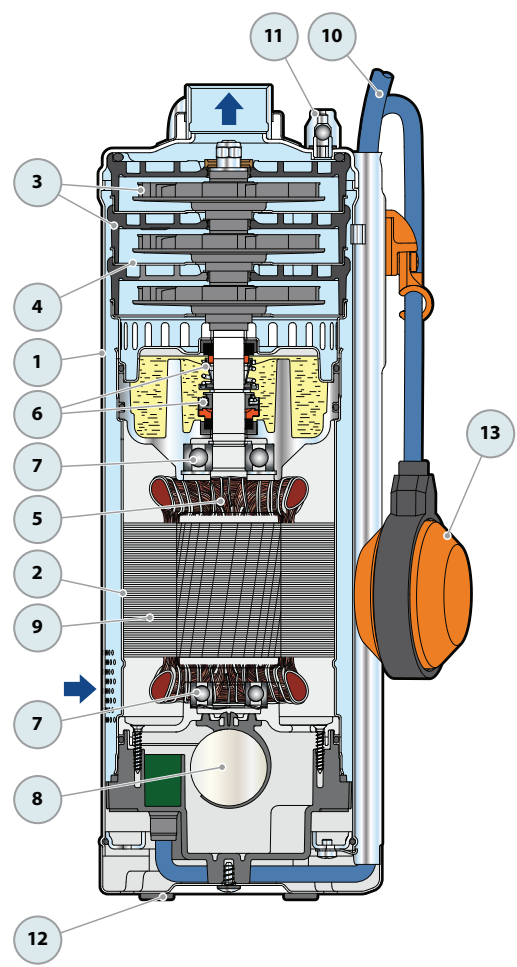
10 POWER CABLE

DRINCABLE® type approved for use in drinking water by "WRAS" in compliance with BS 6920, approval n. 7513 Standard length 10 metres


11 AUTOMATIC VENT VALVE

12 ANTI-VIBRATION SUPPORTS

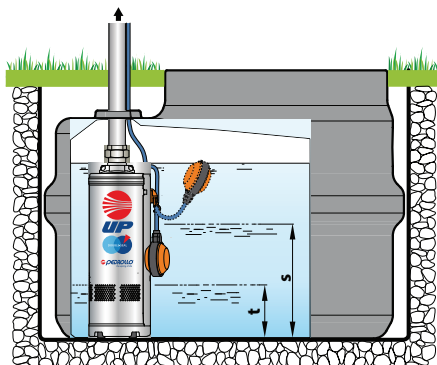
13 FLOAT SWITCH
(only for single-phase versions)



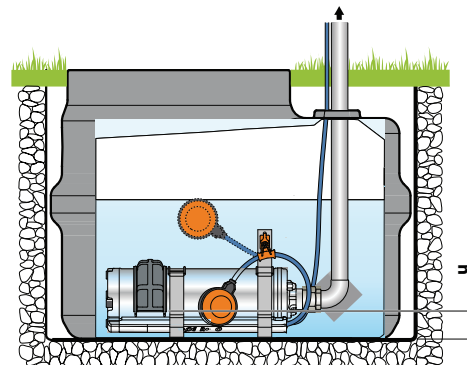
DIMENSIONS AND WEIGHT



Vertical installation



Horizontal installation



| MODEL | | PORT DN | N. STAGES | DIMENSIONS mm | | kg | |
|--------------|-------------|---------|-----------|---------------|------|------|------|
| Single-phase | Three-phase | | | Ø | h | 1~ | 3~ |
| UPm 2/2(-GE) | UP 2/2 | 1¼" | 2 | 150 | 398 | 12.8 | 12.5 |
| UPm 2/3(-GE) | UP 2/3 | | 3 | | 425 | 13.1 | 13.1 |
| UPm 2/4(-GE) | UP 2/4 | | 4 | | 482 | 14.8 | 13.7 |
| UPm 2/5(-GE) | UP 2/5 | | 5 | | 509 | 16.4 | 15.1 |
| UPm 2/6(-GE) | UP 2/6 | | 6 | | 556 | 18.0 | 16.6 |
| UPm 4/3(-GE) | UP 4/3 | | 3 | | 425 | 12.9 | 12.9 |
| UPm 4/4(-GE) | UP 4/4 | | 4 | 482 | 14.6 | 13.5 | |
| UPm 4/5(-GE) | UP 4/5 | | 5 | 509 | 16.2 | 15.3 | |
| UPm 4/6(-GE) | UP 4/6 | | 6 | 556 | 18.1 | 16.9 | |
| UPm 8/3(-GE) | UP 8/3 | | 3 | 455 | 15.2 | 13.8 | |
| UPm 8/4(-GE) | UP 8/4 | | 4 | 502 | 17.0 | 15.5 | |

| MODEL | LEVELS mm | | |
|--|-----------|-----|----|
| | s | t | u |
| UP 2/2 UP 2/3 UP 4/3 | 320 | 135 | 55 |
| UP 2/4 UP 2/5 UP 4/4 UP 4/5 UP 8/3 | 350 | | |
| UP 2/6 UP 4/6 UP 8/4 | 370 | | |

s = Minimum restarting level
 t = Emptying level
 u = Minimum operational level

ABSORPTION

| MODEL | VOLTAGE | | |
|--------------|---------|-------|--------|
| | 230 V | 240 V | 110 V |
| Single-phase | 230 V | 240 V | 110 V |
| UPm 2/2(-GE) | 4.4 A | 4.2 A | 8.8 A |
| UPm 2/3(-GE) | 5.4 A | 5.2 A | 10.8 A |
| UPm 2/4(-GE) | 6.2 A | 6.0 A | - |
| UPm 2/5(-GE) | 7.6 A | 7.3 A | - |
| UPm 2/6(-GE) | 8.8 A | 8.5 A | - |
| UPm 4/3(-GE) | 5.0 A | 4.8 A | 10.0 A |
| UPm 4/4(-GE) | 6.2 A | 5.9 A | - |
| UPm 4/5(-GE) | 7.2 A | 6.9 A | - |
| UPm 4/6(-GE) | 8.7 A | 8.4 A | - |
| UPm 8/3(-GE) | 6.8 A | 6.5 A | - |
| UPm 8/4(-GE) | 8.5 A | 8.4 A | - |

| MODEL | VOLTAGE | | | |
|-------------|---------|-------|-------|-------|
| | 230 V | 400 V | 240 V | 415 V |
| Three-phase | 230 V | 400 V | 240 V | 415 V |
| UP 2/2 | 2.8 A | 1.6 A | 2.7 A | 1.5 A |
| UP 2/3 | 3.3 A | 1.9 A | 3.2 A | 1.8 A |
| UP 2/4 | 4.0 A | 2.3 A | 3.9 A | 2.2 A |
| UP 2/5 | 5.0 A | 2.9 A | 4.9 A | 2.8 A |
| UP 2/6 | 5.7 A | 3.3 A | 5.5 A | 3.2 A |
| UP 4/3 | 3.2 A | 1.8 A | 3.1 A | 1.7 A |
| UP 4/4 | 3.8 A | 2.2 A | 3.7 A | 2.1 A |
| UP 4/5 | 4.9 A | 2.8 A | 4.7 A | 2.7 A |
| UP 4/6 | 5.6 A | 3.2 A | 5.4 A | 3.1 A |
| UP 8/3 | 5.0 A | 2.9 A | 4.9 A | 2.8 A |
| UP 8/4 | 5.7 A | 3.3 A | 5.5 A | 3.2 A |